





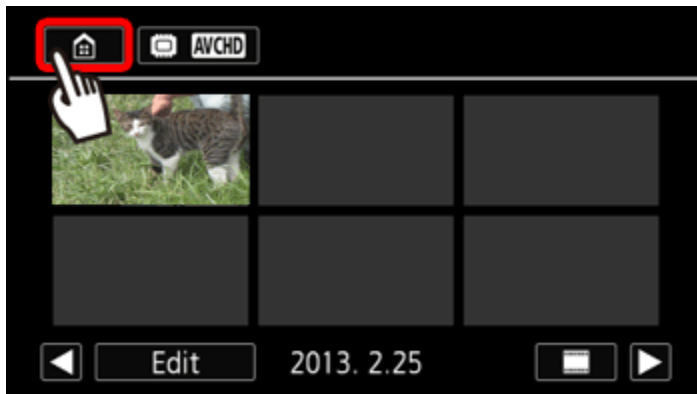
VIXIA HF R40/HF R42 Using Movie Uploader App

Using the Movie Uploader app\* for iOS devices, you can connect the camcorder to the device to upload your movies to YouTube and Facebook even when you are away from your home network. You can save\*\* and play back MP4 movies and photos on an iOS device.

\* The Movie Uploader app, provided by PIXELA, is available for free from the App Store.  
App Store: <http://itunes.com/apps/movieuploader>

\*\*Not available for MP4 movies recorded at 35 Mbps.

1. Turn on the camcorder.
2. Press  to set the camcorder to Playback mode.
3. Touch [  ].



4. Camcorder: From any movie index screen, set the camcorder to connect with the iOS device.
  - ① Drag your finger left/right to bring the [Wi-Fi] menu to the center, and then ② touch the icon to open it.

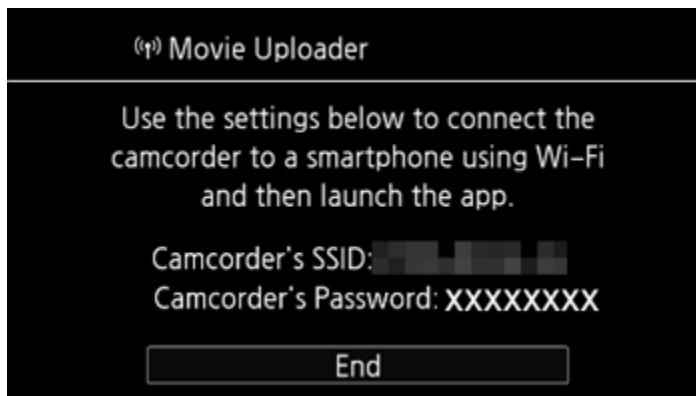


5. ① Drag your finger up/down to bring the [Movie Uploader] to the center, and then ② touch the icon to open it.



#### REFERENCE

- The camcorder's SSID (network name) and password will appear.
- The camcorder will be ready to connect with the iOS device.



6. iOS device: Touch Settings > Wi-Fi and then turn Wi-Fi on.

The network names of detected access points will appear.



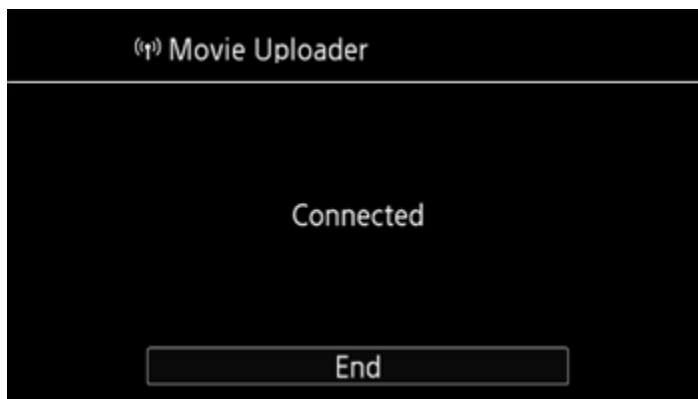
7. iOS device: Touch the access point with the same SSID as that of the one from step 4.



8. iOS device: Enter the password.



9. [Connected] will appear on the camcorders screen and the connection will be established.



NOTE

If you have already performed this procedure before, the connection will be established automatically without entering the password.

10. iOS device: Open the Movie Uploader app.

11. iOS device: Use the Movie Uploader app to upload the camcorders movies.

You can also play back or save MP4 movies.

12. Camcorder: Touch [End] when finished.

After the connection has ended, the index screen will appear.

#### NOTE

- Depending on factors such as the wireless network conditions, it can take some time to upload video files.
- The procedure above may differ depending on the version of iOS you are using.
- For details about the Movie Uploader app, visit PIXELAs Web site.

<http://www.pixela.co.jp/oem/canon/e/movieuploader/> (English only)

- The following types of MP4 scenes will be recognized as multiple files on other devices.

- Scenes exceeding 4 GB

- Scenes recorded at 35 Mbps exceeding 30 minutes

- Scenes recorded at a video quality other than 35 Mbps exceeding 1 hour