



VIXIA HF R40/HF R42 Using Camera Access App

Using the CameraAccess app* for iOS devices and Android smartphones, you can control the camcorder from a distance while you view the camcorders image on the smartphones screen. Not only can you control the camcorder to start and stop recording, you can also record the camcorders image directly onto your smartphone.

* The CameraAccess app, provided by PIXELA, is available for free from the App Store (for iOS devices) and Google Play (for Android smartphones).

1. Before you perform this procedure for the first time, download and install the CameraAccess app on your smartphone.

The app can be downloaded for free from the following sites (English only).

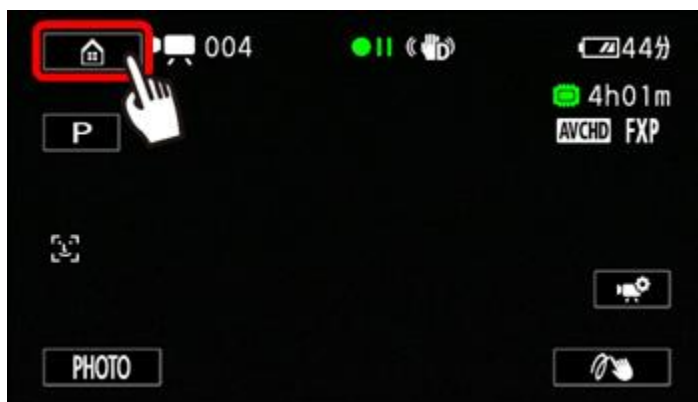
- App Store: <http://itunes.com/apps/cameraaccess>
- Google Play: <http://play.google.com/store/apps/details?id=jp.co.pixela.cameraaccess>

NOTE

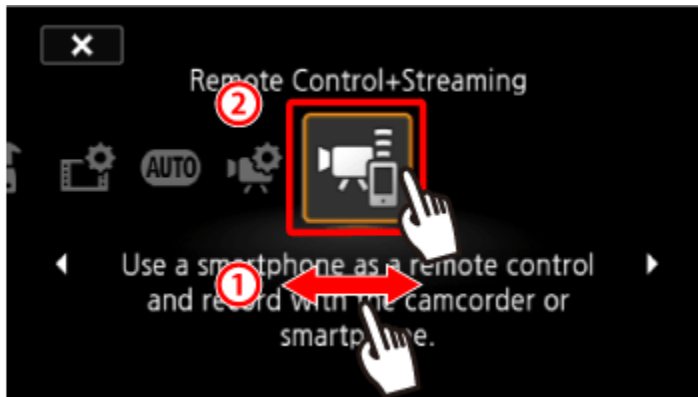
Installation is not necessary for users who have previously installed the application.

2. Turn on the camcorder and make sure it is set to a recording mode.

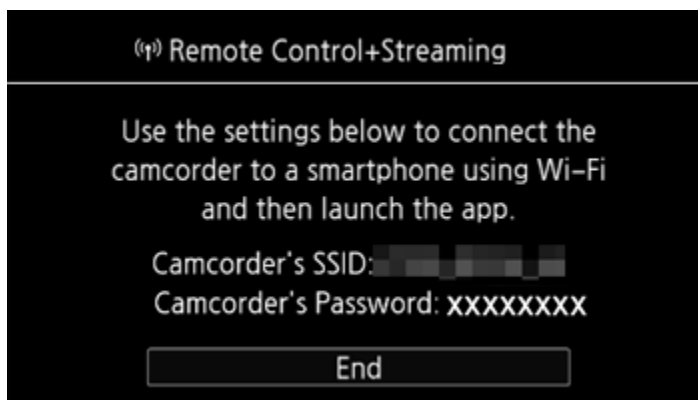
3. Touch [].



4. ① Drag your finger left/right to bring the [Remote Control+Streaming] menu to the center, and then ② touch the icon to open it.



- The camcorder's SSID (network name) and password will appear.
- The camcorder will be ready to connect with the smartphone.



5. Smartphone: Activate Wi-Fi in the settings screen.



The network names of detected access points will appear.



6. Smartphone: Touch the access point with the same SSID as that of the one from step 4.



7. Smartphone: Enter the password.

[Connected] will appear on the camcorders screen and the connection will be established.



NOTE

If you have performed the procedure to connect your smartphone and camera before, the connection will be established automatically without entering the password.

8. Smartphone: Start the CameraAccess app.

9. Smartphone: Operate the controls on the screen while viewing the image from the camcorder.

10. Camcorder: Touch [End] when finished.

NOTE

- For details about the CameraAccess app, visit PIXELAs Web site.
 - <http://pixela.jp/ceca> (English only)
- This function is not available in the following cases.
 - When the video quality is 60P/50P.
 - (**HFR42**, **HFR40**) When the frame rate is 24P for an MP4 movie.
 - When dual recording is activated.

This concludes the steps for recording movies using a smartphone as a remote control.